

Baillie Gifford Global Alpha Growth B Acc

September 2024



Source: Square Mile and Refinitiv, Data as at: 31st July 2024.

Overview

Capital accumulation through a portfolio of global equities. Equities can, and often do, lose money over short to medium time periods, but over the long run, and particularly over multiple investment cycles, equities, in aggregate, have provided an extremely successful way of accumulating capital.

Square Mile's Expected Outcome

We believe outperformance of the MSCI AC World index by 2% per annum over rolling five-year periods is a reasonable expectation.

Square Mile's Opinion

Baillie Gifford has a number of highly experienced investment professionals who have spent their entire careers at the firm. The firm has a very clearly defined investment philosophy and approach that is focused on growth and one that is followed across the organisation. This fund is built from the best global ideas taken from the various investment teams within the organisation and the portfolio is constructed and overseen by some of the company's most senior managers. The team's long term investment horizon and rigorous research help to identify promising companies for the future.

Although the emphasis here is very much on growing companies, in practice the portfolio is populated with a diversified range of businesses at different stages of their maturity. Furthermore, the fund's management team aims to ensure that there is also diversity with the drivers of growth and to avoid one, or a few, themes dominating the portfolio.

A fund such as this should do best at times when the market steadily advances and is likely to lag when the market gets ahead of the fundamentals or if the market sells off heavily. This is a long term strategy and holders should bear in mind that often the most attractive opportunities present themselves during periods of market distress. This could exacerbate short term losses and holders should not expect smooth quarter on quarter returns.

Fund Manager's Formal Objective

The fund aims to outperform (after deduction of costs) the MSCI AC World Index, as stated in sterling, by at least 2% per annum over rolling five-year periods.

Outcome: Capital Accumulation	Domicile: UK
Active/Passive: Active	Benchmark: MSCI AC World
Asset Class: Equity	IA Sector: IA Global
Yield: 0.46%	Fund size: £2,513 M
Fund Manager: Helen Xiong, Malcolm MacColl, Spencer Adair	Distribution Pay Date: March, September
Fund Price: 4.6 Pounds	Dividend Frequency: Semi-annual
Currency of Share Class: GBP	Share Class Launch Date: 08/03/2010

Source: Square Mile and Refinitiv, Data as at: 31st July 2024

Asset Manager Overview

Headquartered in Edinburgh, Baillie Gifford is a well established fund group that has a strong heritage of adhering to a long-term, growth orientated investment philosophy. The firm's most experienced and longest serving employees tend to progress to the partnership level, who ultimately own the firm. Indeed, the group is structured as an unlimited liability partnership, currently consisting of over 40 employee partners.

Fund Manager/Team Overview

Malcolm MacColl, Spencer Adair and Helen Xiong are co-managers on this fund, and all three have lengthy investment careers with Baillie Gifford, joining in 1999, 2000 and 2008, respectively.

Investment Philosophy & Process Overview

Baillie Gifford believes that share prices follow earnings and that attractive opportunities can therefore be found in companies that offer above average sustainable growth in earnings and cash flows. The managers aim to populate the portfolio with a mix of different types of growth companies that can, broadly speaking, be placed into one of three categories. Firstly, they look for established, durable, stable and growing firms, operating with business models that deter new competitors and the ability to compound earnings growth. Secondly, the portfolio has positions in rapidly growing businesses which are likely to be disruptors within any industry. Thirdly, good growth opportunities can also be found in more cyclical industries, where capital has been withdrawn or destroyed.

Ideas are sourced from the highly regarded regional and global investment teams at Baillie Gifford. Although the team behind this fund is relatively small, members of other teams within the organisation have been mandated to provide their 'best ideas' to the managers responsible for this strategy. The managers take a long term approach and as such the portfolio's turnover is low and positions are typically held for between five and ten years. The fund tends to be broadly diversified and typically has between 70 and 120 positions. Investments with the highest level of conviction are held at position sizes of circa 2% or greater, where there is perceived to be increased risk or uncertainty the managers will allocate circa 1% or less. Furthermore, they will also invest in high risk/high reward ideas, termed 'incubator' holdings, though these tend to be small positions of circa 0.5%; in their entirety they may account for around 15-25% of the portfolio. The managers pay little attention to sector and geographical exposure as they are more concerned with diversifying the sources and types of growth within the portfolio.

ESG Integration

Fund ESG Integration

The extent to which environmental, social and governance (ESG) factors are incorporated into the investment case is based on their materiality to the long-term sustainability of a company's business. Baillie Gifford attempts to favour those companies that follow best practice, provided this does not act to the detriment of the risk/return profiles of their portfolios. The firm votes on behalf of its clients' wherever possible and will vote against management if actions are deemed not in the interests of shareholders. It also complies with the UK Stewardship Code and is a signatory to the UN Principles for Responsible Investment (UN PRI).

Risk Summary

This fund invests in global equities and as such the main risk is that these, as higher risk assets, can be volatile instruments. Overseas listed companies are also exposed to currency movements and this can bring an additional level of risk. The underlying investment style focuses on growing companies and therefore the strategy could be prone to more variable returns when more cyclically sensitive areas of the market are driving returns. Nonetheless, the fund is managed with a long term investment horizon and investors should seek to hold the strategy for a minimum of five years.

Additional Information

Annualised Return:	-1.52%
Annualised Volatility:	17.38%
Max Drawdown:	-32.50%
Max Gain:	11.02%
Max Loss:	-15.12%
Sharpe Ratio:	-
Sortino Ratio:	-0.17

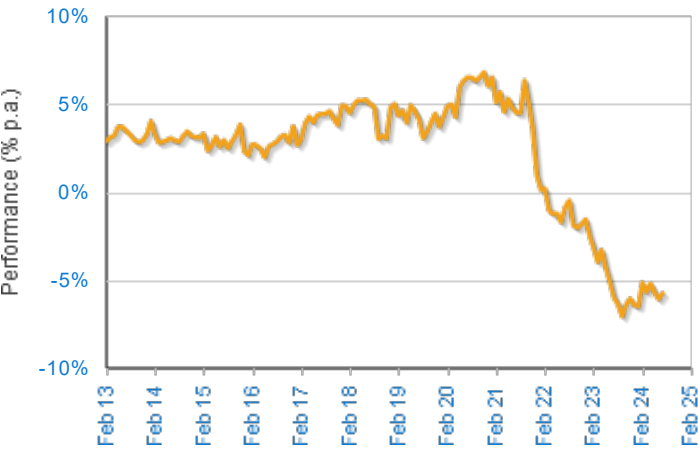
(3 years data to last month end unless otherwise stated)

Qualitative Risk Assessment

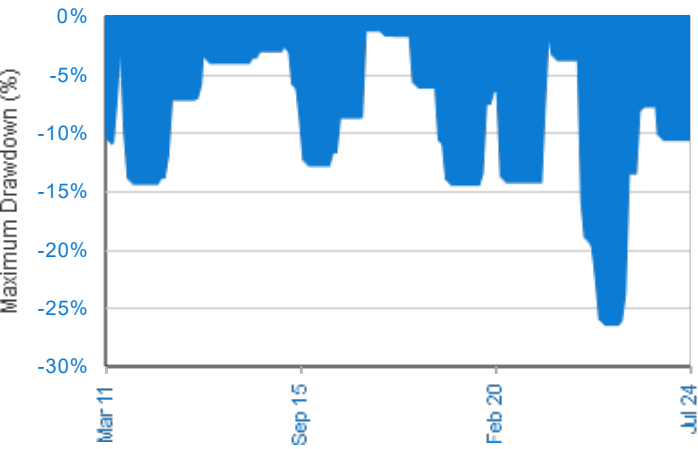
	Significant	Potentially Significant	Not Significant
Equity Risk			
Interest Rate Risk			
Credit Risk			
Exchange Rate Risk			
Liquidity Risk			
Emerging Markets Risk			
Derivative Risk			
Manager Risk			

For the full summary of the risks, [click here](#)

3 Year Rolling Sector Outperformance



Maximum Drawdown (Rolling 12 Months)



Calendar Year Performance To Quarter End

Period	Fund (%)	Sector (%)
2023	13.1	12.5
2022	-20.3	-11.1
2021	8.7	18.2
2020	31.9	15.1
2019	28.8	22.3

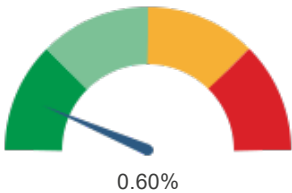
Source: Square Mile and Refinitiv, Data as at: 14th September 2024

Value for Money

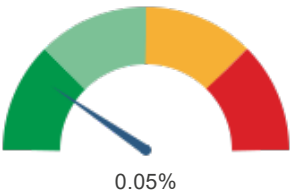
The fund's ongoing charge figure (OCF) is at the lower end of the peer group. The cost associated with its trading activities are also low resulting in a very attractively valued investment proposition. Overall, we view this fund's charging structure as extremely competitive, with investors being able to access an impressive strategy at a highly compelling price.

In line with the MiFID II regulations, asset management firms are required to disclose all of the costs and charges related to the running and administration of their funds, which can include items outside of the OCF, such as research costs. Baillie Gifford absorbs the costs associated with its research, which should slightly reduce the overall fee paid by investors.

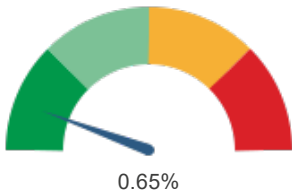
OCF v Peer Group



Transaction Costs v Peer Group



TCI v Peer Group



Source: Square Mile and Refinitiv, Data as at: 31st July 2024.

The Square Mile ratings are reviewed every 6 months. For full details on the methodologies, [click here](#).

For a full list of all Square Mile rated funds, [click here](#).

Disclaimer

This document is issued by Square Mile Investment Consulting and Research Limited which is registered in England and Wales (08791142) and is a wholly owned subsidiary of Titan Wealth Holdings Limited (Registered Address: 101 Wigmore Street, London, W1U 1QU).

Unless otherwise agreed by Square Mile, this factsheet is only for internal use by the permitted recipients and shall not be published or be provided to any third parties. This factsheet is for the use of professional advisers and other regulated firms only and should not be relied upon by any other persons. It is published by, and remains the copyright of, Square Mile Investment Consulting and Research Ltd ("SM"). SM makes no warranties or representations regarding the accuracy or completeness of the information contained herein. This information represents the views and forecasts of SM at the date of issue but may be subject to change without reference or notification to you. SM does not offer investment advice or make recommendations regarding investments and nothing in this factsheet shall be deemed to constitute financial or investment advice in any way and shall not constitute a regulated activity for the purposes of the Financial Services and Markets Act 2000. This factsheet shall not constitute or be deemed to constitute an invitation or inducement to any person to engage in investment activity. Should you undertake any investment activity based on information contained herein, you do so entirely at your own risk and SM shall have no liability whatsoever for any loss, damage, costs or expenses incurred or suffered by you as a result. SM does not accept any responsibility for errors, inaccuracies, omissions, or any inconsistencies herein. Unless indicated, all figures are sourced by Lipper, a Refinitiv Company (all rights reserved). Past performance is not a guide to future returns.